

FK4

Snap-action Microswitches

Special Types

FK4

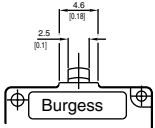
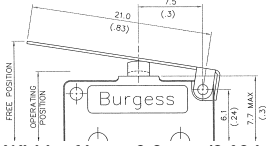
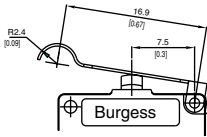
Characteristics	<ul style="list-style-type: none"> ■ Double break mechanism ■ Very small size ■ Solder or PCB terminals
Rating	Up to 250 VAC, 5 A
Dimensions (mm)	18 × 8 × 5
Actuator	Plunger, plain lever, simulated roller (cam follower) lever
Approvals	UL and CSA



Preferred Range

Ordering Reference	Actuating Force		Sealing	Operating pos.		Terminal	Circuit	Actuator	Contacts	Electrical rating
	(N)	(ozf)		(mm)	(in)					
FK4T7UL	1.8	6.5	IP40	8.25	0.32	Solder	SPDT	Plunger	Silver	Up to 250 VAC, 5 A
FK4T7Y1UL	0.8	2.9	IP40	8.25	0.32	Solder	SPDT	Plain lever	Silver	Up to 250 VAC, 5 A
FK4T7YCUL	1.0	3.6	IP40	10.40	0.41	Solder	SPDT	Simulated roller	Silver	Up to 250 VAC, 5 A
FK4T8UL	1.8	6.5	IP40	11.60	0.45	PCB	SPDT	Plunger	Silver	Up to 250 VAC, 5 A
FK4T8Y1UL	0.8	2.9	IP40	11.55	0.45	PCB	SPDT	Plain lever	Silver	Up to 250 VAC, 5 A
FK4T8YCUL	1.0	3.6	IP40	13.70	0.54	PCB	SPDT	Simulated roller	Silver	Up to 250 VAC, 5 A

Operating Characteristics

Actuator	Reference	Actuating Force Maximum		Release Force Minimum		Free Position Maximum		Operating Position		Movement Differential Maximum	
		(N)	(ozf)	(N)	(ozf)	(mm)	(in)	(mm)	(in)	(mm)	(in)
Plunger 	FK4T7*	1.8	6.50	0.25	0.9	9.4	0.37	8.25 ± 0.25	0.32 ± 0.01	0.50	0.02
	FK4T8 ¹⁾	1.8	6.50	0.25	0.9	12.75	0.50	11.60 ± 0.45	0.45 ± 0.02	0.50	0.02
Y1 Lever 	FK4T7Y1	0.8	2.90	0.09	0.3	12.1	0.48	8.25 ± 0.9	0.32 ± 0.04	1.85	0.07
	FK4T8Y1	0.8	2.90	0.09	0.3	15.6	0.61	11.55 ± 1.1	0.45 ± 0.04		
Width of lever 3.0 mm/0.12 in											
YC Lever 	FK4T7YC	1.0	3.60	0.1	0.4	13.5	0.53	10.40 ± 0.6	0.41 ± 0.02	1.30	0.05
	FK4T8YC	1.0	3.60	0.1	0.4	17.0	0.67	13.70 ± 0.8	0.54 ± 0.03		
Width of lever 3.0 mm/0.12 in											

Overtravel: Plunger can be depressed flush with housing. The housing should not be used as an end stop.

Datum for free position and operating position

* FK4T6/7 – Centre of fixing hole

¹⁾ FK4T8 – Terminal shoulder

Ordering Reference

Type	FK4		
Terminals	T7	Solder	0.5 × 3.5
	T8	PCB	0.5 × 0.8
Actuators	No digit	Plunger	
	Y1	Plain lever	
	YC	Simulated roller (cam follower) lever	
Approvals	UL	UL and CSA	